

Main Chassis



EPX Main Chassis (EPX-M8)

Power Input	AC Input 100V - 240V	Dimensions	18.9 x 21.7 x 3.6 inches 480 x 550 x 90 mm
Power Consumption	220W*	Weight (No Modules)	31.3 pounds 14.2 kilograms
Throughput	30Gbps	Operating Temperature	32° - 113°F (-0° - 45°C)
PepVPN/SpeedFusion Throughput	2Gbps	Humidity	5% - 90% (non-condensing)
		Warranty	1-Year Limited Warranty

Expansion Modules

3x LTE-A Module (EXM-3LTEA)

Interface	3x Embedded LTE-A Cellular Modems with Redundant SIM Slots
Antenna Connectors	6x SMA Cellular Antenna Connectors 1x SMA GPS Antenna Connector
Power Consumption	20W
Weight	0.83 pounds 375 grams



8x GE PoE Module (EXM-8GE)

Interface	8x 10/100/1000M Ethernet Ports+ Capable of PoE
Power Consumption	20W (260W max. with PoE Output*)
Weight	1.1 pounds 475 grams



4x SFP+ Module (EXM-4SFP)

Interface	4x SFP+ Ports+
Power Consumption	20W
Weight	0.83 pounds 375 grams



* 200W consumption for the main chassis, 20W consumption for the optional LCD module.
 ^ The EPX-8M can support a maximum of 2 modules delivering PoE
 † Module can be configured with LAN or WAN ports as needed.

Ordering Information

Product Code	Description
EPX-M8-LW1C3F3	Wired SD-WAN Powerhouse: EPX with LCD Module, 12x 10G SFP+, 24x GE, and 3x LTE-A.
EPX-M8-LW5C1F1	Wireless SD-WAN Powerhouse: EPX with LCD Module, 15x LTE-A, 4x 10G SFP+, and 8x GE.
EPX-M8-LW2C1F1	EPX with LCD Module, 6x LTE-A, 4x 10G SFP+, and 8x GE.
EPX-EXM-LCDT	1TB SSD for MediaFast with ContentHub hosting, includes LCD module.
EPX-LC-MFA	License Key to enable MediaFast with Content Hub & Docker (requires own disk drive to mount to the LCD Module)

www.peplink.com



©Peplink. All rights reserved. Pepwave, the Pepwave logo, and SpeedFusion are trademarks of Peplink International Ltd. Other brands and product names are trademarks or registered trademarks of their respective holders. All specifications are subject to change without notice.

EPX

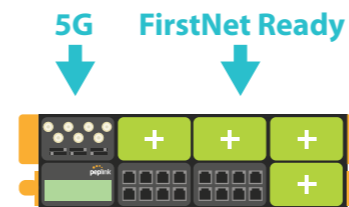
Extreme Performance SD-WAN Platform



Introducing the industry's highest performing SD-WAN platform. The EPX is a rapidly deployable, powerful, and versatile SD-WAN router that connects a wide range of WAN options from LTE-A, satellite modems, to fixed line networks. At a 19" 2U rack mountable form factor, it can combine up to 18x LTE-A connections for absolute connection reliability.



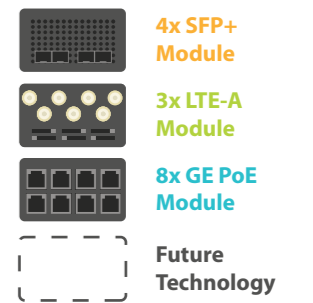
Need Ability to Scale Capacity With Demand?



Need More Cellular Bandwidth?



Need Different Types of Connectivity?



Futureproof and Scalable

Purchase just the modules for the connectivity you need. When you need more in the future, you can expand anytime. When future technologies like 5G and Firstnet appear, we will have modules to connect with those as well.


Gigabit Bandwidth On-The-Go

In its cellular configuration, the EPX is the most powerful wireless SD-WAN router in the industry. It can combine the bandwidth of up to 18 connections, supporting 36 SIM cards and providing gigabits of bandwidth on-the-go.

Multiple Module Types

The EPX can support different technologies depending on which modules you purchase. Also, when 5G technology appears, there will be modules for it too, ensuring that your investment is futureproof.

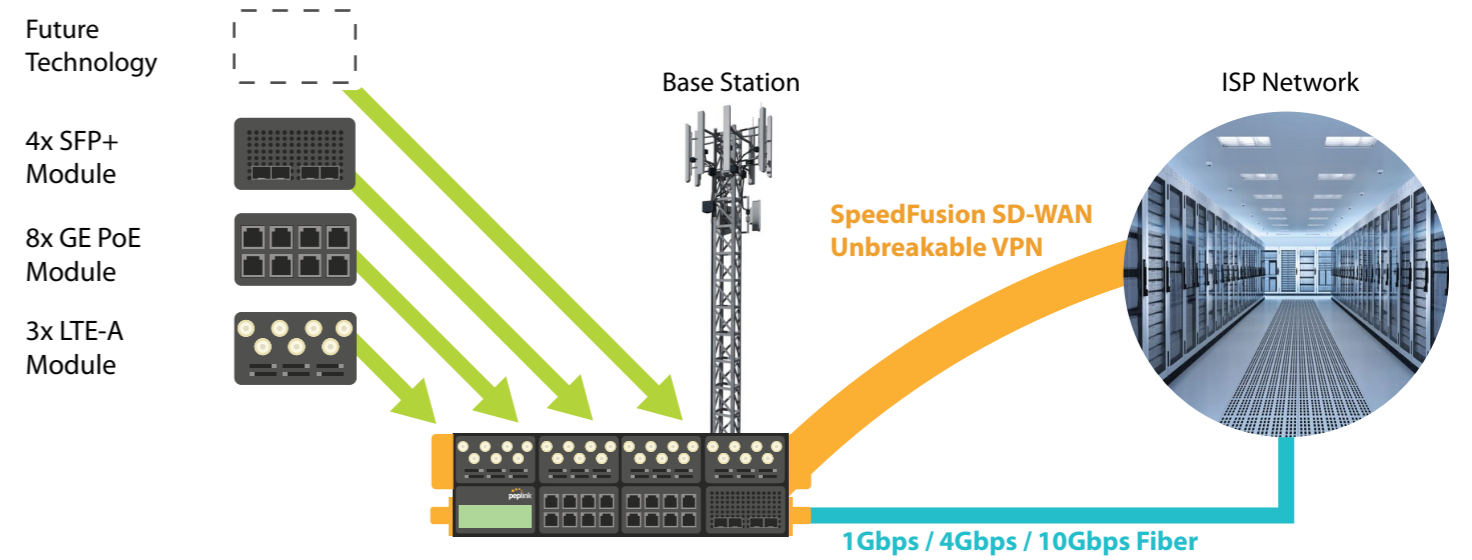
Rapidly Deployable, Scalable, Unbreakable Connectivity for Mobile Command.



Equipped with an EPX, mobile headquarters can combine private LTE, commercial LTE and satellite links to form a fast, unbreakable VPN connection to headquarters and to patrol vehicles. With this configuration, patrol vehicles benefit from

increased cellular coverage. Even if they are outside the range of one cellular provider, they will still be in within the range of others. In addition, each cellular modem supports 2 SIM cards, effectively doubling the number of providers supported.

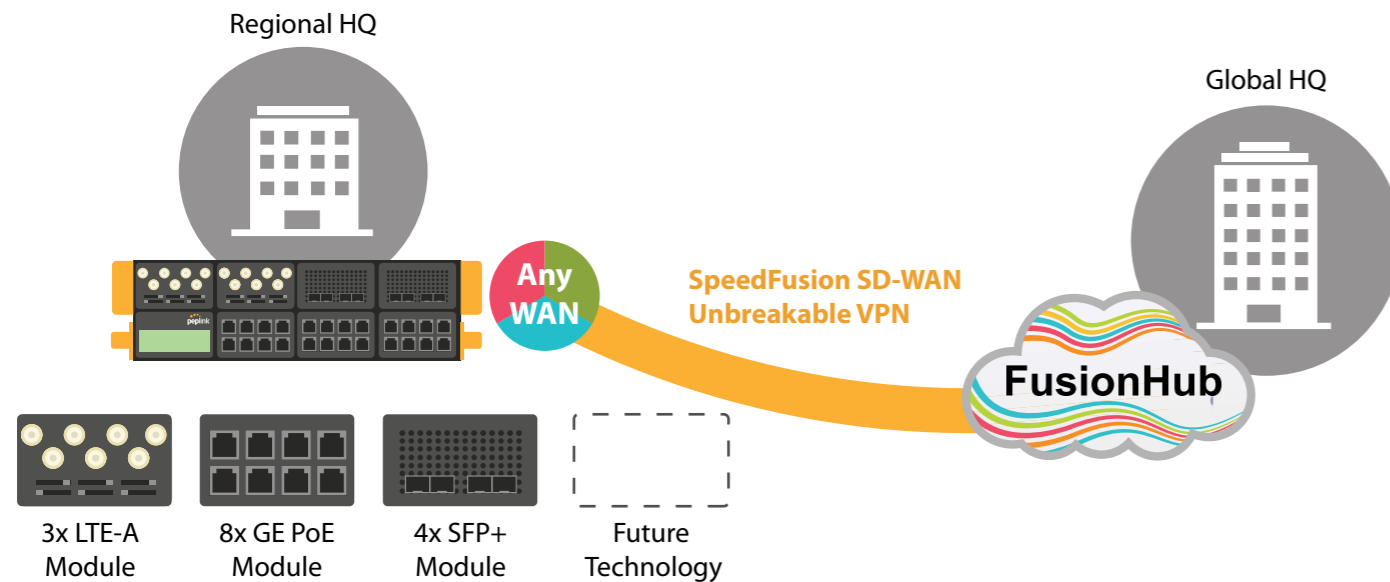
Add Flexible SD-WAN Backhaul to Any Network



Whether providing Internet service with a SLA, or building a video surveillance streaming network, ensuring service continuity is crucial. The EPX enables service providers to build a flexible SD-WAN backhaul to the main network,

incorporating as many Ethernet, Fiber, and cellular links as needed to provide fast and solid connectivity. What's more, Peplink's cloud-based management software provides you with complete visibility and control of WAN usage.

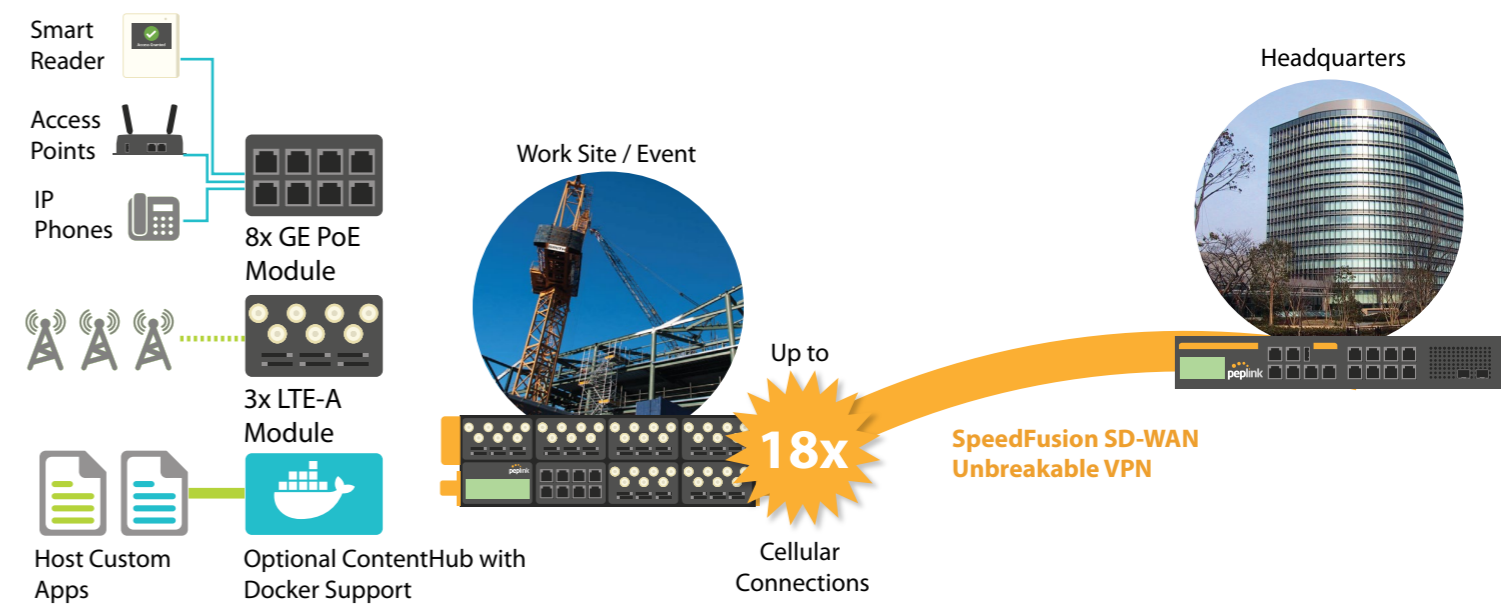
Futureproof, Scalable, Unbreakable Cellular Backup for Regional Offices.



With its modular construction, the EPX enables regional offices to add WAN connections of any type as they grow in size. With the ability to add cellular modules, the EPX also provides as much cellular connectivity as needed for the

company network to operate at full speed even if land lines lose connectivity. In the future when 5G gains popularity, there will be modules for it too. This makes the EPX futureproof for both bandwidth demand and for upcoming technology.

Instant Connectivity and Application Hosting for Work Sites and Events



Getting a connection to a work site or to an event normally involves building a landline, potentially taking months. With the EPX, temporary sites could get connected in minutes. The EPX can combine up to 18 cellular connections for

high-definition video streaming and high-volume data transfers. The EPX can also host docker containers, giving you the ability to host your own custom apps onsite to simplify management.