



MAX BR1 IP67

Industrial-Grade Outdoor 4G LTE Router


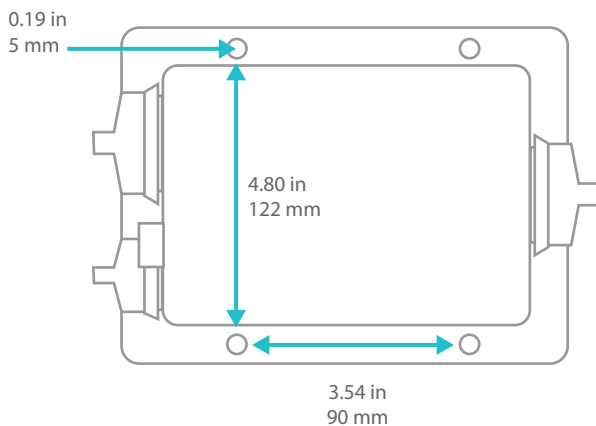


WAN Interface	1x Embedded LTE Modem with Redundant SIM Slot
LAN Interface	1x 10/100M Ethernet Port
Wi-Fi Interface	802.11b/g/n Wi-Fi WAN* or AP
Router Throughput	100Mbps
Recommended Users	1-60
Power Input	802.3af PoE
Power Consumption	12W (max.)
Dimensions	5.55 x 6.38 x 3.98 in 141 x 162 x 101 mm
Weight	680 g 1.50 lb
Operating Temperature	-40° – 149°F -40° – 65°C
Humidity	15% – 95% (non-condensing)
Certifications	FCC, CE, RoHS EN 61000: Electromagnetic Compatibility
Warranty	1-Year Limited Warranty

*Wi-Fi WAN is available as an optional purchase.



Mounting Hole Placement



Ordering Information

	Product Code	Carrier/Region	Cellular Standard	4G Bands	3G Bands
LTE	MAX-BR1-IP67-LTE-E	Europe/International	LTE	4G LTE: B1, B3, B5, B7, B8, B20, B38 (TDD), B40(TDD), B41 (TDD)	WCDMA/HSPA+/DC-HSPA+: B1, B5, B8
LTEA	MAX-BR1-IP67-LTEA-W	Worldwide	LTE Advanced	4G LTE-A: B1, B2, B3, B4, B5, B7, B8, B12, B13, B20, B25, B26, B29, B30, B41	WCDMA/HSPA+/DC-HSPA+: B1, B2, B3, B4, B5, B8
LTEA	MAX-BR1-IP67-LTEA-P	Asia Pacific	LTE Advanced	B1, B3, B5, B7, B8, B18, B19, B21, B28, B38, B39, B40, B41	WCDMA/HSPA+/DC-HSPA+: B1, B5, B8, B9, B19 UMTS: B6 TD-SCDMA: B39