

MAX Transit

Multi-LTE Router for Transportation Wi-Fi



*Selected models

Built for Transportation Deployments

With a compact form factor, simultaneous dual-band 11ac Wi-Fi, the MAX Transit is ready to deliver fast, reliable Wi-Fi to your passengers.

2x

4G LTE

5GHz 866Mbps

2.4GHz 300Mbps

2x2 MIMO **11ac**

Login With

Age Gender Relationship Status

Dual Embedded Cellular[#] and Redundant SIM Slots

Up to two cellular modems and redundant SIM slots allow you to use up to four different cellular providers for bandwidth bonding, data overage protection or eliminating blind spots.

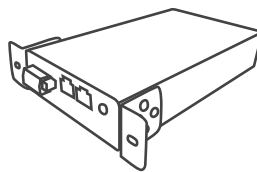


External Captive Portal for Advertising Servers

The MAX Transit also supports external captive portals, enabling you to connect to an advertising server. That way, your Wi-Fi hotspots can become a source of revenue.

Simultaneous Dual-Band Wi-Fi

Reduce Wi-Fi congestion and interference. Simultaneous dual-band Wi-Fi gives you two independent networks that also work together, maximizing the throughput that your passengers can enjoy.



Install it Anywhere

With mounting ears that can be installed from many angles and optional DIN rail mounts, the MAX Transit is ready to fit into just about any space you have available.

Captive Portal with Social Wi-Fi

The MAX Transit comes with a customizable captive portal what allows passengers to login with Facebook. As they login, you can use InControl 2 to see insightful reports on user demographics.




Certified Toughness

In addition to rugged metal enclosure, the MAX Transit has certifications on: Shock and vibration resistance (EN 61373:1999, IEC 61373:1999) Railway applications (EN 50155) Electromagnetic Compatibility (EN 61000) eMark (ref: E13*10R00*10R05*13664*00)

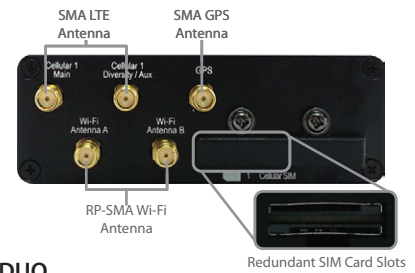
[#]Applies only to the MAX-TST-DUO

Specifications


	MAX-TST	MAX-TST-DUO
Cellular WAN Interfaces	Single LTE Modem	Dual LTE Modems
SpeedFusion Hot Failover	●	●
SpeedFusion WAN Smoothing	○	○ #
SpeedFusion Bandwidth Bonding	○	○ #
WAN Interface	1x GE ⁺	
LAN Interface	1x GE	
Load Balancing/Failover	●	
Router Throughput	400Mbps	
SpeedFusion Throughput (No Encryption)	100Mbps	
SpeedFusion Throughput (256-bit AES)	60Mbps	
Recommended Users	150	
LTE Modem	Downlink/Uplink Datarate: 100Mbps/50Mbps	
LTE-A Modem	Downlink/Uplink Datarate: 300Mbps/50Mbps	
Wi-Fi Standard	802.11ac/a/b/g/n 2x2 MIMO	
Transmit Power (2.4GHz/5GHz)	19dBm / 21dBm	
Simultaneous Dual-Band Wi-Fi AP	●	
Antenna Connectors	2x SMA Cellular*, 1x SMA GPS, 2x RP-SMA Wi-Fi	
Power Input	Device: 12V – 48V DC AC Adapter: AC Input 100V – 240V / DC Output 12V Terminal Block: 12V – 48V DC	
Power Consumption	18W (max.)	
Dimensions	7.3 x 3.8 x 1.3 inches 185 x 97 x 33.5 mm (L x W x H)	
Weight	1.3 pounds 590 grams	
Operating Temperature	-40° – 149°F -40° – 65°C	
Humidity	15% – 95% (non-condensing)	
Warranty	1-Year Limited Warranty	



MAX-TST



MAX-TST-DUO



* The WAN port can act as a LAN port if needed. ^ Available as a license add-on.

* the MAX-TST-DUO has 4x SMA cellular antenna connectors.

Ordering Information

	Product Code	Embedded Modems	Carrier/Region	Cellular Standard	4G Bands	3G Bands
LTEA	MAX-TST-LTEA-W-T	1	Worldwide	LTE Advanced	B1, B2, B3, B4, B5, B7, B8, B12, B13, B20, B25, B26, B29, B30, B41	WCDMA/HSPA+/DC-HSPA+: B1, B2, B3, B4, B5, B8
	MAX-TST-DUO-LTEA-W-T	2				
	MAX-TST-LTEA-P-T	1	Asia-Pacific	LTE Advanced	B1, B3, B5, B7, B8, B18, B19, B21, B28, B38, B39, B40, B41	WCDMA/HSPA+/DC-HSPA+: B1, B5, B8, B9, B19 UMTS: B6 TD-SCDMA: B39
	MAX-TST-DUO-LTEA-P-T	2				
LTE	MAX-TST-US-T	1	Verizon/Sprint/AT&T/T-Mobile	LTE	B2, B4, B5, B13, B17, B25	WCDMA/HSPA+/DC-HSPA+: B1, B2, B4, B5, B8 EV-DO Rev.A: BC0, BC1, BC10
	MAX-TST-DUO-US-T	2				
	MAX-TST-E-T	1	Europe/International	LTE	B1, B3, B5, B7, B8, B20, B38 (TDD), B40 (TDD), B41 (TDD)	WCDMA/HSPA+/DC-HSPA+: B1, B5, B8
	MAX-TST-DUO-E-T	2				
	MAX-TST-DUO-UE-T	2				

Add-On License

MAX-TST-DUO-LC-SF

SpeedFusion License for MAX-TST-DUO

Enables SpeedFusion Bandwidth Bonding and WAN Smoothing for MAX-TST-DUO