


Transit Pro E

Dual LTE-A Pro Router Ideal for Transportation Deployments



FAQ

Is the Transit Pro E suitable for me?
What does the Transit Pro E include?
Using the Transit Pro E
Licenses and Accessories
What can I do if I need support?

P. [1](#)
P. [3](#)
P. [6](#)
P. [8](#)
P. [9](#)



FAQ - Transit Pro E

Is the Transit Pro E suitable for me?



What is the Transit Pro E?

The Transit Pro E is an industrial-ready router with GPIO or terminal block power capability, advanced GPS fleet tracking, remote management, and dual-band 11ac Wi-Fi, all packed into a durable metal enclosure. This router is ready to deliver fast, reliable Wi-Fi hotspots to your passengers.



How fast is this device?

The Transit Pro E has a rated throughput of 400Mb/sec.

The LTE (CAT-12) modem of the Transit Pro E has a 600Mb/sec downlink data rate and a 150Mb/sec uplink data rate.

You can find the complete spec sheet [here](#).




Is it suitable for mobile use?

Certainly! It is suitable for mobile use with its rugged metal enclosure. It can function in ambient temperatures ranging from -40 °F to +149 °F. There is an equipped terminal block for secure power installation in vehicles and extreme locations.



What certifications does the Transit Pro E have?

The Transit Pro E has FCC, RoHS certifications.



FAQ - Transit Pro E




Does the Transit Pro E have the same WAN & LAN interface as the current MAX Transit Series?

The Transit Pro E shares the same form factor with the current Transit models (MAX Transit & MAX Transit Duo) while having 2 x extra gigabit Ethernet ports. The Quad gigabit Ethernet ports (3 x LAN & 1 x WAN) interface allows you to connect more wired devices like voice over IP phones, laptops, and desktops to create a complete mobile workstation.



What are the differences between the Transit Duo, Transit Core, and Transit Pro E? How to choose between them?

	Transit Duo	Transit Core	Transit Pro E
Quick Look			
Cellular	2	2	2
Ethernet WAN	1 (GE)	1 (GE)	1 (GE)
Ethernet LAN	1 (GE)	3 (GE)	3 (GE)
Router Throughput	400Mbps	400Mbps	400Mbps
Wi-Fi	Wi-Fi 5	No	Wi-Fi 5
Interface & Feature			
GPIO	No	Yes	Yes
Ignition Sensing	No	Yes	Yes
Micro-USB B power input	Yes	No	No
Power-over-Ethernet (PoE) Output	No	802.3at PoE	802.3at PoE



FAQ - Transit Pro E

The Transit Duo is built for transportation deployments with all the fundamental features you need, dual cellular modems for Hot Failover & Bandwidth Bonding, wired Ethernet connections, and Wi-Fi.

The Transit Core practically comes with all the core features that a **Transit Duo** has. On top of that, it features 2 extra Ethernet LANs, ignition sensing, direct connection to vehicle power, and PoE output, a perfect router for a mobile workstation. In addition, it is specifically designed for deployment that must comply with strict security standards as it does not have integrated Wi-Fi.

The Transit Pro E practically comes with all the core features that a **Transit Duo** has. On top of that, it features 2 extra Ethernet LANs, ignition sensing, direct connection to vehicle power, and PoE output, a perfect router for a mobile workstation. It is also suitable for users who require Wi-Fi for day-to-day operations.



What is the best use case for the Transit Pro E?


The answer isn't set in stone. From broadcasting and transportation, to public safety, the Transit Pro E has got you covered. Together, we can work out a cost-effective solution with the best overall performance. Click [here](#) to get started.

What does the Transit Pro E include?



What's in the box?

Along with the router, there is 1 x 12V2A power supply, 2 x Dual-Band Wi-Fi Antennas, 1 x GPS Active Antenna, 4 x LTE Antennas, 1 x pair of mounting brackets, and 1 x 6pin terminal block connector.



FAQ - Transit Pro E



Does the Transit Pro E include a warranty?

The Transit Pro E comes with a 1-year warranty which is extendable on a year-to-year basis. You can purchase an extension from our [Certified Partners](#) or directly from the Peplink store at the time of the sale or thereafter.

PrimeCare Model (SKU no. ending with -PRM)	PrimeCare
Transit Pro E (CAT-12) - America <i>MAX-TST-PROE-LTEA-R-T-PRM</i>	1-Year 2-Year 4-Year




What is PrimeCare?

PrimeCare makes SpeedFusion networks easier to build. It's a subscription that bundles InControl, Warranty, SpeedFusion license upgrades, and FusionHub Licenses with standard RMA.



How do I know whether my router is a PrimeCare device?

If you look at the silver label underneath your device, the SKU of your product will have a -PRM suffix.



FAQ - Transit Pro E



What is SpeedFusion Cloud?

SpeedFusion Cloud is Peplink's global network of SpeedFusion endpoints. With an active CarePlan or SpeedFusion Cloud data plan, you can utilize SpeedFusion wherever you are, eliminating the need for any additional hardware. Unsure of what you need? Check out this helpful [post](#).



Does the Transit Pro E employ Peplink's SpeedFusion technology or PepVPN?

All Peplink products include PepVPN.

You can fully utilize the SpeedFusion technology for the Transit Pro E, including the Hot Failover, WAN Smoothing, and Bandwidth Bonding without purchasing additional licenses.

As long as the device remains in PrimeCare, SpeedFusion functionality will remain.




What is SpeedFusion technology?

Peplink's patented SpeedFusion technology is a powerful VPN tunnel equipped with various technologies, including Hot Failover, WAN Smoothing, Bandwidth Bonding, and much more. This functionality gives you the flexibility and tools required to achieve unbreakable connectivity in any vertical or scenario that they might find themselves in. Click [here](#) to learn more about SpeedFusion.



How can I purchase a license for SpeedFusion Cloud with higher traffic speed and additional usage?

Easy. Look [here](#)!



FAQ - Transit Pro E

Using the Transit Pro E



What size should the SIMs be?

The Transit Pro E uses Mini-SIMs (2FF). If you have SIMs of a smaller size, adapters are available.



I see the unit has 4 SIM slots. Can they be used simultaneously?

With 2 cellular modems, you can load 4 SIMs and switch between them, but you can only use 2 at a time.

Different carriers will have slightly different coverage maps, so you can use up to 4 different cellular providers for better network coverage and stability. You can also benefit from bandwidth bonding, data overage protection, or eliminating blind spots with 4 SIMs available.



What voltage is required?

You can power it with a 12V - 56V header (6pin Terminal Block) or the 4pin AC plug-in-wall power supply that comes with the package.

The Transit Pro E includes 2 power inputs. You can seamlessly switch between 2 of them. Only 1 of each is needed to function, ensuring continuous power delivery even if a cable gets disconnected or if a power supply drops out for any reason.



What is the Transit Pro E's typical power consumption and maximum power consumption?

The typical power consumption is 7W, and the maximum power consumption is 18W.



FAQ - Transit Pro E



Does the Transit Pro E support power over ethernet (PoE)?

LAN 1 can support 802.3at PoE output with a minimum of 48V power input via the terminal block or a 54V PSU with a 4pin power supply. That way, you can hook PoE-powered devices such as IP phones, payment terminals, security cameras, or [access points](#). Perfect for cutting down on cabling and simplifying deployments.



Can I manage the Transit Pro E remotely?

The Transit Pro E comes with a 1-year PrimeCare subscription, which includes InControl 2.

InControl 2 provides full-fleet device management and a real-time geographic overview of the entire fleet when used in combination with our vehicle-mounted, GPS-enabled devices like the Transit Pro E. In addition, our cloud-based endpoint management system, InControl 2, allows for zero-touch configurations to end devices from a single screen, even remotely. On a more granular scale, vehicles can be isolated and tracked separately for close monitoring and management. InControl 2 has helped thousands of people to save configuration time, minimize truck rolls, stay on top of the status of your network, and proactively resolve any emerging problems with speed and precision.



Is there a way to protect vehicle batteries from drainage by the Transit Pro E?

Yes. The Transit Pro E includes a power port with ignition sensing that enables unique features. Ignition Sensing is an electronic device's ability to connect to a vehicle's ignition for sensing whether it is on or off. This feature can synchronize and automate turning on electronic devices in vehicles such as dash-cams and radios.



FAQ - Transit Pro E



How can I set up GPIO?

You can learn more about the GPIO setup from our [Ignition Sensing guide](#).



Does the Transit Pro E employ WAN as LAN features?

Yes. You can configure the WAN port as a LAN port on the Web Admin.

Licenses and Accessories



Where can I get the InControl2 license?

Every Transit Pro E comes with a year's subscription to InControl 2 (IC2) with a valid warranty; additional purchase is not required.

PrimeCare devices (SKU no. ending with -PRM) will need to be in PrimeCare to use InControl.

PrimeCare Model (SKU no. ending with -PRM)	PrimeCare
Transit Pro E (CAT-12) - America <i>MAX-TST-PROE-LTEA-R-T-PRM</i>	1-Year 2-Year 4-Year



Can it connect to an OpenVPN server from a commercial VPN provider (ExpressVPN, ProtonVPN, etc.)?

Yes. An optional license ([LIC-OPN-WAN](#)) will enable the OpenVPN WAN functionality.



FAQ - Transit Pro E



What if I need more than 2 PepVPNs/SpeedFusion Peers?

The Transit Pro E has the capability for 2 PepVPNs/SpeedFusion Peers built-in.
5 PepVPN/SpeedFusion Peers are available with a PrimeCare subscription.



Can I connect PrimeCare devices to my existing FusionHubs?

Yes, you can. PrimeCare devices will not count towards the peer limit of any connected FusionHub. For example, a FusionHub 20 typically supports up to 20 peers. This feature is particularly useful for connecting numerous sites that require little bandwidth, such as PoS terminals.

What can I do if I need support?



Does Peplink offer support for the Transit Pro E? What if I have difficulties setting it up?

First, Peplink Partners are proud to always support you, our users, so always reach out to the place of purchase first.

For those who prefer self-service, Peplink has a very active [forum](#). Among the regular forum, users are Peplink Partners, Peplink employees, and many very knowledgeable users.

In the unlikely event of a suspected hardware or firmware issue, you can directly enter a [support ticket](#) with Peplink. You will then receive attention from some of the next engineers! Peplink supports its owners like no other.



I can't access the Internet via the Transit Pro E. So, what can I do?

Visit [this link](#) (troubleshooting section) for a basic software walkthrough and troubleshooting guide. If that doesn't work, reach out on [our forum](#), and the team will get you online.